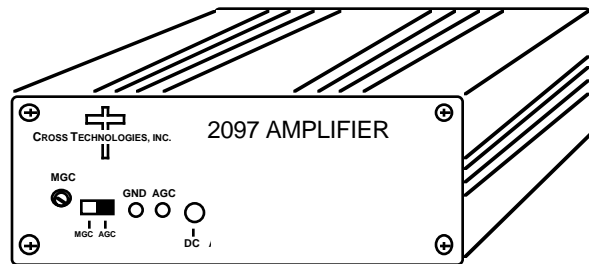
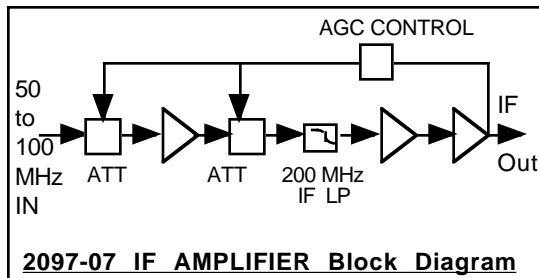


2097-07 IF Amplifier

2097-07 IF Amplifier - The 2097-07 IF Amplifier provides automatic Gain Control for a 50 to 100 MHz IF signal for a -80 to 0 dBm input level to a -35 dBm \pm 10 dB output. The 2097-07 has a band limiting lowpass filter and automatic gain (AGC) or manual gain (MGC) for a -80 to 0 dBm input range. The 2097-07 is powered by a 120 VAC, 60Hz, wall power supply and is housed in an 4.7" wide X 1.75" high X 12.5" deep aluminum chassis. **Option -R** provides 1 3/4" X 19 " rack mount panel. **Option -C** has no power supply for use with a Series 2000 Power Supply.



2097-07 If Amplifier Block Diagram and Chassis

EQUIPMENT SPECIFICATIONS*

Input Characteristics

Impedance/RL	50 Ω /10 dB
Frequency	50 to 100 MHz
Input Level range	0 to -80 dBm
Input 1 dB	+5 dBm

Output Characteristics

Output Impedance/RL	50 Ω /18 dB
Output Level	-35 \pm 10 dB

Channel Characteristics

Gain	-35 to +35, AGC
Frequency Response	\pm 1.0 dB, \pm 18 MHz
Group Delay, max	\pm 5 ns, max 50 to 100 MHz

Controls/Indicators

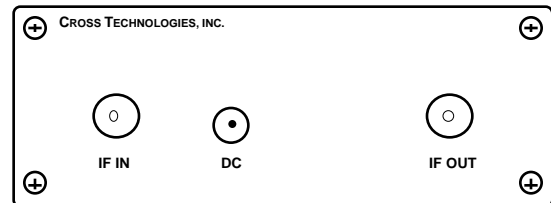
MGC/AGC; MGC Pot	Switches between Manual (MGC) or Automatic (AGC) Gain control; Pot controls manual gain
DC Power	Green LED

Other

IF, RF Connectors	BNC, female
Size, Bench Top	4.7" wide X 1.75" high X 8.5" deep
Size, Rack Mount (-R)	19 inch standard chassis 1.75"high X 9.0" deep (Optional)
Power	120 \pm 10% VAC, 60Hz, 20 watts max, wall mount power supply

Model Numbers

2097-07	wall power supply
2097-07R	wall power supply, rack mount
2097-07C	no power supply, use with 2000-01 power supply



2097-07 IF AMPLIFIER REAR PANEL

*+10 to +40 degrees C; Specifications subject to change without notice